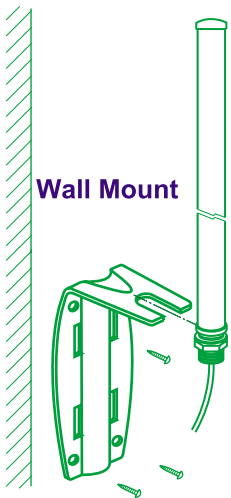


4

D-Link ANT24-0500 Indoor/Outdoor Omni- Directional Antenna



Remove one default antenna from the wireless device and start to assemble!



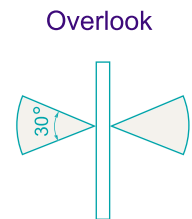
Wall Mount



Pole Mount



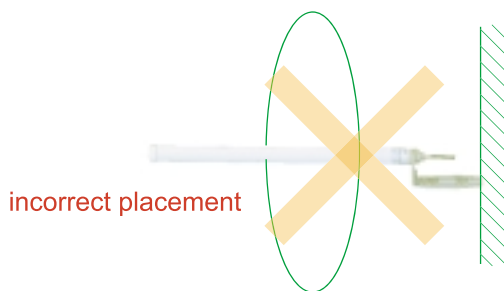
Horizontal coverage



Vertical coverage

Installation Note:

1. use L- type mounting to fix with antenna
2. use 4 plastic anchor with (4) screws to install the antenna onto the wall.
3. use band clamp (2pcs) to fix the antenna on the pole.



incorrect placement

CAUTION:

Please always place the antenna vertically to the horizontal surface, not recommend to mount the antenna perpendicular to walls.

| | |
|------------------|--------------------|
| Frequency band | 2400-2500MHz |
| Antenna gain | 5.0 dBi |
| VSWR | 2.0 max |
| Polarization | Linear vertical |
| HPBW / H-plane | 360° |
| HPBW / E-plane | 32° |
| Impedence | 50 Ohms |
| Dimensions LxWxH | ∅19x310 mm |
| Weight | 180g without joint |

Package Contents:

- ANT24-0500 Antenna
- Extension Cable (3m)
- Mounting Kit
- Quick Installation Guide