

## Product Highlights

### Optimised for Video Surveillance


World's first PoE switch with ONVIF support and dedicated surveillance optimised web interface, as well as Auto Surveillance VLAN function

### PoE+ Support with High Power Budget

Ideal for multi-featured and outdoor network cameras as well as 802.11ac wireless access points

### Surge Protection

6 kV surge protection on PoE ports protects the switch from power surges and lightning strikes, maximising the availability of the network



## DGS-1100 MP/MPP Series

# Gigabit Smart Managed Surveillance PoE+ Switches

## Features

### Physical

- High PoE budgets and support for IEEE 802.3bt 75 W PoE (DGS-1100 MPP Series)
- 6 kV surge protection on all PoE ports
- Fibre uplink ports for connection to NVRs, network storage or servers

### Surveillance Network

- Easy deployment with automatic configuration
- Surveillance traffic optimisation
- Auto-detect ONVIF devices
- Intuitive interface for monitoring and management
- Descriptive health diagnostics

### Advanced Features

- IGMP Snooping
- Bandwidth control
- IEEE 802.1Q VLAN traffic segregation
- Port-based VLANs
- IEEE 802.1p
- Surveillance VLAN
- Voice VLAN
- G.8032 ERPS

### Management Features

- Client-based utility or web-based GUI
- Built-in SNMP MIB
- Status Dashboard

The DGS-1100 MP/MPP Series Gigabit Smart Managed Surveillance PoE+ Switches is the world's first PoE switch with ONVIF support specifically designed for Video IP Surveillance applications. This allows it to recognise ONVIF devices and integrate seamlessly with your surveillance network. With the surveillance optimised web interface, you can access real-time information on your surveillance network such as surveillance topology and device status, as well as PoE power and network bandwidth utilisation. Auto Surveillance VLAN (ASV) function ensures the quality of real-time video for monitoring and control without compromising the transmission of conventional network data.

The DGS-1100 MP/MPP Series switches offer high PoE power budget suitable for powering multiple network cameras. The 10-port DGS-1100-10MPP supports up to 30W on eight ports with a power budget of 130W, whereas the DGS-1100-26MP provides 24 PoE-enabled ports, a power budget of 370W, and all PoE-enabled ports support up to 30W. DGS-1100-10MPP supports up to 242W PoE power budget as well as 2 x 802.3bt/UPoE ports. This along with 6 KV surge protection make the DGS-1100 MP/MPP Series a critical part of your surveillance infrastructure.

## Optimised for Video Surveillance

A redesigned Surveillance interface makes surveillance features more accessible than ever. The choice between Standard and Surveillance modes can be made during switch set up, allowing the user to choose the interface that best suits their requirements. A network overview shows which devices are connected to which ports, and ONVIF device support allows the switch to recognise both D-Link and 3<sup>rd</sup> party IP cameras and Network Video Recorders (NVRs). With monitoring, management and troubleshooting tools built into a single interface, the DGS-1100 MP/MPP Series provides everything you need to manage your surveillance network.

## Auto Voice VLAN and Bandwidth Control

The DGS-1100 MP/MPP Series supports Auto Voice VLAN, which is best suited for VoIP deployments. This enhances the VoIP service by automatically placing voice traffic from an IP phone to an assigned VLAN. With higher priority and individual VLAN, these features guarantee the quality and security of VoIP traffic. Bandwidth Control can reserve bandwidth on a per port basis for important functions that require larger bandwidth or have high priority.

## Advanced Features

DGS-1100 MP/MPP Series is equipped with advanced security features such as Static MAC, Storm Control, and IGMP Snooping. Static MAC allows users to create a MAC whitelist for specific ports, helping administrators limit network access to authorised devices only. Storm Control monitors broadcast, multicast, or unknown unicast traffic and will start blocking or discarding packets which could flood the network when the defined threshold is exceeded. IGMP Snooping is able to reduce the loading of L3 multicast routers and save bandwidth in network throughput.

## Easy Troubleshooting

The DGS-1100 MP/MPP Series features Loopback Detection and Cable Diagnostics to help network administrators find and solve network problems quickly and easily. Loopback Detection is used to detect loops created by a specific port and automatically shut down the affected port. The Cable Diagnostics feature is designed for network administrators to quickly examine the quality of the copper cables, recognise the cable type, and detect cable errors.

## Easy to deploy

The DGS-1100 MP/MPP Series supports an intuitive D-Link Network Assistant Utility and a web-based management interface. The D-Link Network Assistant Utility allows customers to discover all switches in the D-Link Smart Managed Switch family within the same L2 network segment. With this utility, users do not need to change the IP address of their PC, which also makes the initial setup of the Smart Managed Switches quick and easy. Switches within the same L2 network segment that are connected to the user's PC are displayed on-screen for instant access. This allows for extensive switch configuration and basic setup of discovered devices, including password changes and firmware upgrades. The graphic web-based management interface provides a user-friendly interface that enables network administrators to remotely control their network down to the port level.



If the worst should happen to your network you need the very best support and fast. Downtime costs your business money. D-Link Assist maximises your uptime by solving technical problems quickly and effectively. Our highly trained technicians are on standby around the clock, ensuring that award-winning support is only a phone call away.

With a choice of three affordable service offerings covering all D-Link business products, you can select the package that suits you best:

### **D-Link Assist Gold - for comprehensive 24-hour support**

D-Link Assist Gold is perfect for mission-critical environments where maximum uptime is a high priority. It guarantees four hour around-the-clock response. Cover applies 24/7 for every day of the year including holidays.

### **D-Link Assist Silver - for prompt same-day assistance**

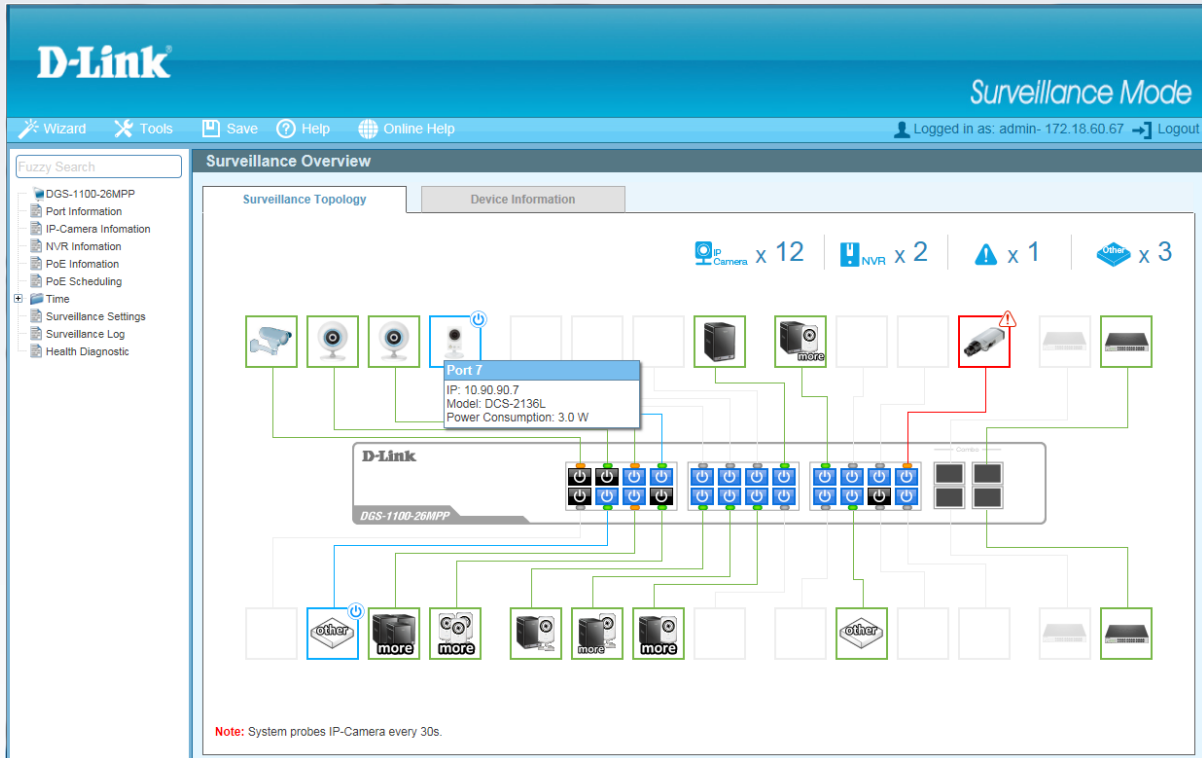
D-Link Assist Silver is designed for 'high availability' businesses that require rapid response within regular working hours. It provides a four hour response service Monday to Friday from 8am to 5pm, excluding holidays.

### **D-Link Assist Bronze - for guaranteed response on the next business day**

D-Link Assist Bronze is a highly cost-effective support solution for less critical environments. Response is guaranteed within eight business hours Monday to Friday from 8am to 5pm, excluding holidays.

D-Link Assist can be purchased together with any D-Link business product. So whether you're buying switching, wireless, storage, security or IP Surveillance equipment from D-Link, your peace of mind is guaranteed. D-Link Assist also offers installation and configuration services to get your new hardware working quickly and correctly.

Surveillance Topology Web Interface Screenshot



**D-Link** Surveillance Mode

Wizard Tools Save Help Online Help Logged in as: admin- 172.18.60.67 Logout

Fuzzy Search

- DGS-1100-26MPP
- Port Information
- IP-Camera Information
- NVR Information
- PoE Information
- PoE Scheduling
- Time
- Surveillance Settings
- Surveillance Log
- Health Diagnostic

**Surveillance Overview**

Surveillance Topology Device Information

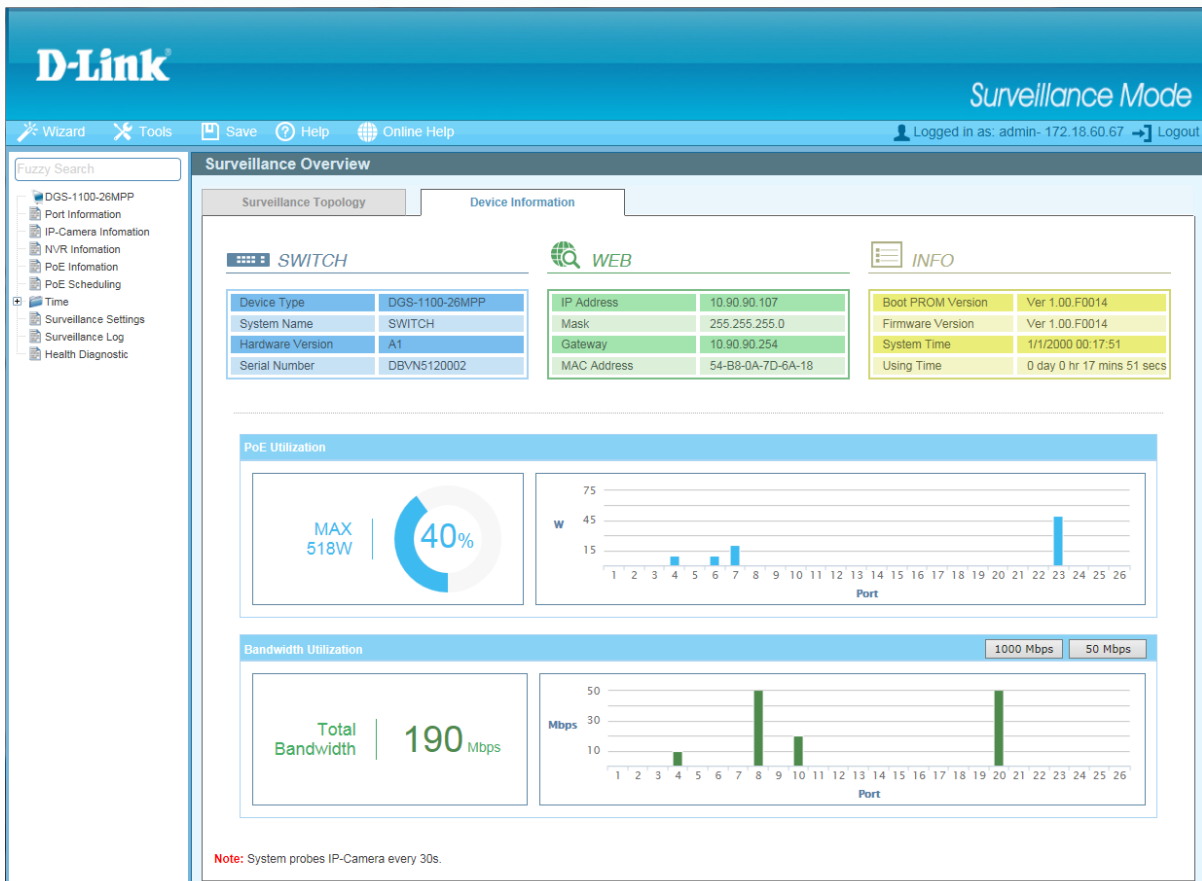
IP Camera x 12 NVR x 2 Alarm x 1 Other x 3

Port 7  
IP: 10.90.90.7  
Model: DCS-2136L  
Power Consumption: 3.0 W

D-Link DGS-1100-26MPP

Note: System probes IP-Camera every 30s.

Device Information Web Interface Screenshot



**D-Link** Surveillance Mode

Wizard Tools Save Help Online Help Logged in as: admin- 172.18.60.67 Logout

Fuzzy Search

- DGS-1100-26MPP
- Port Information
- IP-Camera Information
- NVR Information
- PoE Information
- PoE Scheduling
- Time
- Surveillance Settings
- Surveillance Log
- Health Diagnostic

**Surveillance Overview**

Surveillance Topology Device Information

SWITCH WEB INFO

Device Type	DGS-1100-26MPP	IP Address	10.90.90.107	Boot PROM Version	Ver 1.00.F0014
System Name	SWITCH	Mask	255.255.255.0	Firmware Version	Ver 1.00.F0014
Hardware Version	A1	Gateway	10.90.90.254	System Time	1/1/2000 00:17:51
Serial Number	DBVN5120002	MAC Address	54-B8-0A-7D-6A-18	Using Time	0 day 0 hr 17 mins 51 secs

PoE Utilization

MAX 518W 40%

Bandwidth Utilization

Total Bandwidth 190 Mbps

Note: System probes IP-Camera every 30s.

Technical Specifications			
General	DGS-1100-10MP	DGS-1100-10MPP	DGS-1100-26MP
Size	• 11-inch Desktop/Rackmount Size, 1U Height	• 11-inch Desktop/Rackmount Size, 1U Height	• 19-inch Rackmount Size, 1U Height
Number of Ports	• 8 10/100/1000 Mbps PoE • 2 SFP 1000 Mbps	• 8 10/100/1000 Mbps PoE • 2 SFP 1000 Mbps	• 24 10/100/1000 Mbps PoE • 2 Combo 1000 Mbps
Port Functions	<ul style="list-style-type: none"> <li>• IEEE 802.3 compliant</li> <li>• IEEE 802.3u compliant</li> <li>• IEEE 802.3ab compliant</li> <li>• IEEE 802.3af/802.3at compliant</li> <li>• IEEE 802.3bt draft/UPoE (DGS-1100-10MPP/26MPP only)</li> <li>• IEEE 802.3x Flow Control supports full-duplex mode</li> </ul>		<ul style="list-style-type: none"> <li>• Supports manual/auto MDI/MDIX configuration</li> <li>• Auto-negotiation</li> <li>• Supports half/full-duplex operation</li> <li>• IEEE 802.3az compliant</li> <li>• Up to 6 kV surge protection per port</li> </ul>
Performance			
Switching Capacity	• 20 Gbps		• 52 Gbps
Maximum Forwarding Rate	• 14.88 Mpps		• 38.69 Mpps
MAC Address Table Size	• 16K Entries		
Packet Buffer	• 1.5 MBytes		
Flash Memory	• 16 MBytes		
PoE			
PoE Standard	• IEEE 802.3af/802.3at	• IEEE 802.3af/802.3at/ 802.3bt draft/UPoE	• IEEE 802.3af/802.3at
PoE Capable Ports	• Ports 1 to 8 (30 W max. per PoE port)	• Ports 1 to 8 (30 W max. per PoE port for ports 1 to 8, 75 W max. for ports 7 to 8)	• Ports 1 to 24 (30 W max. per PoE port)
PoE Power Budget	• 130 W	• 242 W	• 370 W
Power Consumption			
Standby Mode	• 10.4 W	• 10.47 W	• 15.12 W
Maximum Power Consumption	• 141.4 W (PoE on) • 11.8 W (PoE off)	• 253 W (PoE on) • 14.6 W (PoE off)	• 387 W (PoE on) • 20.8 W (PoE off)
Physical			
Power Input	<ul style="list-style-type: none"> <li>• 100 to 240 V AC</li> <li>• 50 to 60 Hz Internal Power Supply</li> </ul>		
MTBF	• 291,575 hours	• 1,719,951 hours	• 269,291 hours
Acoustics	• 45.4 dB(A)	• 53 dB(A)	• 56 dB(A)
Heat Dissipation	• 570.51 BTU/hr	• 1001.12 BTU/hr	• 1470.46 BTU/hr
Weight	• 1.83 kg (4.03 lbs)	• 1.98 kg (4.37 lbs)	• 3.81 kg (8.40 lbs)
Dimensions	• 280 x 180 x 44 mm (11.02 x 7.08 x 1.73 inches)	• 280 x 180 x 44 mm (11.02 x 7.08 x 1.73 inches)	• 440 x 290 x 44 mm (17.32 x 11.42 x 1.73 inches)
Ventilation	• 1 x Fan		• 2 x Fans
Operating Temperature	-5 to 50 °C (23 to 122 °F)		
Storage Temperature	-40 to 70 °C (-40 to 158 °F)		
Operating Humidity	0% to 95% non-condensing		
Storage Humidity	0% to 95% non-condensing		
EMI	FCC/IC, CE, VCCI, BSMI, CCC		
Safety	cUL, UL, LVD, CB, CCC, BSMI		

# DGS-1100 MP/MPP Series

## Gigabit Smart Managed Surveillance PoE+ Switches

Software Features		
VLAN	<ul style="list-style-type: none"> <li>• Port-based VLAN</li> <li>• 802.1Q Tagged VLAN</li> <li>• Auto Surveillance VLAN</li> <li>• Voice VLAN</li> <li>• Management VLAN</li> </ul>	<ul style="list-style-type: none"> <li>• Asymmetric VLAN</li> <li>• VLAN Group                             <ul style="list-style-type: none"> <li>• Supports 128 static VLAN groups</li> <li>• Max. 4094 VIDs</li> </ul> </li> </ul>
L2 Features	<ul style="list-style-type: none"> <li>• Flow Control                             <ul style="list-style-type: none"> <li>• 802.3x Flow Control</li> <li>• HOL Blocking Prevention</li> </ul> </li> <li>• Jumbo Frames up to 9216 Bytes</li> <li>• IGMP Snooping                             <ul style="list-style-type: none"> <li>• IGMP v1/v2/v3 awareness Snooping</li> <li>• Supports 64 Groups</li> <li>• IGMP Snooping Querier</li> </ul> </li> <li>• 802.3ad Link Aggregation:                             <ul style="list-style-type: none"> <li>• DGS-1100-10MP: Support 5 groups per device and 8 ports per group</li> <li>• DGS-1100-26MP: Support 13 groups per device and 8 ports per group</li> <li>• DGS-1100-10MPP: Support 5 groups per device and 8 ports per group</li> </ul> </li> <li>• Ethernet Ring Protection Switching                             <ul style="list-style-type: none"> <li>• G.8032 ERPS</li> </ul> </li> <li>• Loopback Detection</li> </ul>	<ul style="list-style-type: none"> <li>• Cable Diagnostics</li> <li>• LLDP</li> <li>• Port Mirroring                             <ul style="list-style-type: none"> <li>• One-to-One</li> <li>• Many-to-One</li> </ul> </li> <li>• Statistics                             <ul style="list-style-type: none"> <li>• Tx Ok</li> <li>• Tx Error</li> <li>• Rx Ok</li> <li>• Rx Error</li> </ul> </li> <li>• Spanning Tree Protocol                             <ul style="list-style-type: none"> <li>• 802.1D STP</li> <li>• 802.1w RSTP</li> </ul> </li> <li>• L2 Multicast                             <ul style="list-style-type: none"> <li>• MLD Snooping</li> </ul> </li> </ul>
Quality of Service (QoS)	<ul style="list-style-type: none"> <li>• 802.1p Quality of Service</li> <li>• 4 queues per port</li> <li>• Queue Handling                             <ul style="list-style-type: none"> <li>• Strict</li> <li>• Weighted Round Robin (WRR)</li> </ul> </li> </ul>	<ul style="list-style-type: none"> <li>• Port-based Bandwidth Control (Rate Limiting)                             <ul style="list-style-type: none"> <li>• Ingress : 8Kbps, Egress : 64Kbps</li> </ul> </li> </ul>
Security	<ul style="list-style-type: none"> <li>• D-Link Safeguard</li> <li>• Traffic Segmentation</li> <li>• Broadcast/Multicast/Unknown Unicast Storm Control</li> </ul>	<ul style="list-style-type: none"> <li>• DoS Attack Prevention</li> <li>• SSL</li> </ul>
Management	<ul style="list-style-type: none"> <li>• Web-based GUI (Supports IPv4/IPv6)</li> </ul>	<ul style="list-style-type: none"> <li>• Client-based Utility (D-Link Network Assistant Utility)</li> </ul>
Green Technology	<ul style="list-style-type: none"> <li>• Power Saving by                             <ul style="list-style-type: none"> <li>• Link Status, LED Shut-Off, Port Shut-Off, System Hibernation</li> </ul> </li> </ul>	<ul style="list-style-type: none"> <li>• Compliant with IEEE 802.3az Energy Efficient Ethernet</li> </ul>
MIB/RFC Standards	<ul style="list-style-type: none"> <li>• RFC768 UDP</li> <li>• RFC791 IP</li> <li>• RFC792 ICMP</li> <li>• RFC793 TCP</li> <li>• RFC826 ARP</li> <li>• RFC1213 MIB II</li> <li>• RFC1493 Bridage MIB</li> <li>• RFC1907 SNMPv2 MIB</li> <li>• RFC1215 MIB Traps Convention</li> </ul>	<ul style="list-style-type: none"> <li>• RFC2233 Interface Group MIB</li> <li>• RFC2665 Ether-like MIB</li> <li>• RFC4363 IEEE 802.1p MIB</li> <li>• ZoneDefense MIB</li> <li>• Private MIB</li> <li>• RFC951 BootP client</li> <li>• RFC1542 BootP/DHCP client</li> <li>• RFC2236 IGMP Snooping</li> </ul>

Optional SFP Transceivers	
DEM-310GT	1000BASE-LX, single-mode, 10 km
DEM-311GT	1000BASE-SX, multi-mode, 550 m



For more information: [www.dlink.com](http://www.dlink.com)

D-Link European Headquarters. D-Link (Europe) Ltd., D-Link House, Abbey Road, Park Royal, London, NW10 7BX. Specifications are subject to change without notice. D-Link is a registered trademark of D-Link Corporation and its overseas subsidiaries. All other trademarks belong to their respective owners. ©2016 D-Link Corporation. All rights reserved. E&OE.

Updated June 2016

**D-Link**<sup>®</sup>  
Building Networks for People